

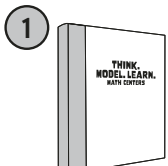


THINK. MODEL. LEARN.™ MATH CENTERS: COMPARING DECIMALS ACTIVITY GUIDE


PRODUCT INCLUDES:



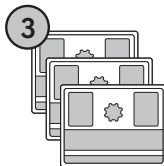
Activity Guide



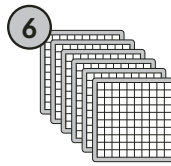
Storage Box




Instruction Tent



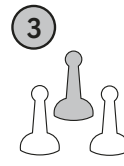
Activity Mats



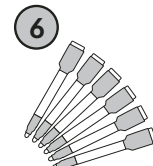
Decimal Grid Mats



Cards



Game Pawns



Dry Erase Markers



PURPOSE:

Empower children to independently practice decimals! This center is standards aligned for grades 4-5 and geared for skill differentiation – it is double-sided for practice on two skill levels: place value: tenths and hundredths, and place value: tenths, hundredths, and thousandths. Students also build an understanding of numbers in different forms as they draw cards and represent decimals through modeling. This hands-on, engaging center is sure to make skill-building fun as students think, model, and learn!



SET UP:

Each activity mat will accommodate two students. Three activity mats are provided for up to six students total. Each student is provided with a decimal grid mat to represent decimals.

1. Choose the skill level the student will be working on and flip the mats to the appropriate side.
2. Provide a pawn and deck of 30 cards for each pair of students to share. Students flip the card deck over so that the playing side is face down.
3. Provide a dry erase marker to each student.

We recommend explaining instructions to students before independent play. Place the tent where students can see it for instruction reminders and visuals during use.



HOW TO USE:

Step 1:

Choose a pawn to share and place it on Start. Before playing, flip the card deck over so that the playing side is face down.

Step 2:

Both players draw a card. Use the number line or decimal grid mat to show your decimal. The player with the greater number moves the pawn one space toward their star.

Step 3:

The first player to reach their star wins the game.

FEATURES:



REUSABLE AND DURABLE

Reusable dry erase materials offer repeated practice.



SKILL DIFFERENTIATION

Double-sided for practice on two skill levels!



TAKE IT FURTHER

Take it further with additional free resources, reproducibles, and downloadable content.



DISPLAY AND STORAGE

Store materials vertically for a space saver. Book-shaped box fits shelves taller than 12".

