




THINK. MODEL. LEARN.™ MATH CENTERS: AREA ACTIVITY GUIDE

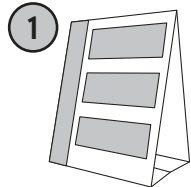
PRODUCT INCLUDES:



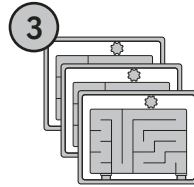
1 Activity Guide




1 Storage Box




1 Instruction Tent



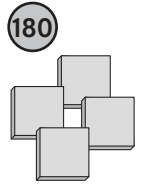
3 Activity Mats



120 Cards



6 Game Pawns



180 Plastic Tiles



PURPOSE:

Empower children to independently practice area! This center is standards aligned for grades 4-5 and geared for skill differentiation – it is double-sided for practice on two skill levels: area with rectangles and area with composite shapes. Students build an understanding of area as they work to model area and move around the mat. This hands-on, engaging center is sure to make skill-building fun as students think, model, and learn!



SET UP:

Each activity mat will accommodate two students. Three activity mats are provided for up to six students total.

1. Choose the skill level the student will be working on and flip the mat to the appropriate side.
2. Provide two pawns and 60 tiles with each mat.
3. Provide a pack of 40 cards with each mat. Students should play with the color-coded card side that corresponds to the appropriate skill level: Rectangles or Composite Shapes.

We recommend explaining instructions to students before independent play. Place the tent where students can see it for instruction reminders and visuals during use.



HOW TO USE:

Step 1: Put both pawns on Start and place your matching deck of cards with playing-side face down. **Begin with 4 cards each.**

Step 2: On your turn, draw a card and use the tiles to help you solve your cards. Play your cards face up and follow the instructions to move around the mat. When you're done playing your cards, end your turn.

Step 3: Be the first player to reach the Finish space to win!

FEATURES:



REUSABLE AND DURABLE

Reusable dry erase materials offer repeated practice.



SKILL DIFFERENTIATION

Double-sided for practice on two skill levels!



TAKE IT FURTHER

Take it further with additional free resources, reproducibles, and downloadable content.



DISPLAY AND STORAGE

Store materials vertically for a space saver. Book-shaped box fits shelves taller than 12".