



**BENJAMIN MOORE & CO**






**MAJOR PROPERTY MANAGEMENT SPECIFIED JOB SYSTEM,  
JOB INSPECTIONS & WARRANTY PROGRAM**

Benjamin Moore & Co.  
SINCE 1883











Specification details

-  Detail specification with photos and clearly written step by step prep instructions.
-  Recommended prep and finish products to ensure the job is getting the highest quality products.
-  Invoice tracking system to ensure the correct gallons and products specified are being used for each building being painted.



Step by step job Inspection program





**Inspections will occur with designated board member or property manager,**

-  After power washing is complete
-  Check moisture levels prior to priming
-  Take wet mil thickness readings during priming application to ensure the correct wet mils are being applied
-  Caulk and patch all necessary areas outlined on the pre-inspection
-  A test area of the primer coat will be completed followed by a cross hatch adhesion test prior to application of the first coat.
-  Take dry film primer readings prior to 2<sup>nd</sup> coat
-  Prior to applying **EACH** Topcoat----- Please contact Manufacturers Representative for moisture reading.....
-  Prior to 2<sup>nd</sup> coat, please contact Manufacturers Representative for moisture reading... wet mil thickness readings during priming application .



Written Warranty

Custom written product / Job specific

-  3-5 year pro-rated, limited warranties available
-  Pre-job inspection form reviewed and signed. In this process all parties meet and review specific job specifications for surface preparation, priming, and finishing system outlined in the specification. This process is done prior to starting the job.
-  Follow-up inspection form is signed off on by all parties after each step by step inspection process.
-  Final step, the warranty is signed by all parties and then executed the day the job ends.

**Tony Jacabacci-Benjamin Moore & Co.**  
Territory Rep/ CT  
New England Market  
[Tony.jacabacci@benjaminmoore.com](mailto:Tony.jacabacci@benjaminmoore.com)  
203-308-6021

**A Berkshire Hathaway Company**

