

ADJUSTING FONT SIZE

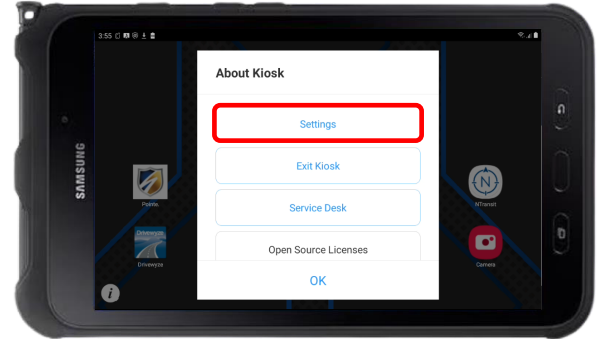


Guide for troubleshooting Galaxy Tab Active 2, 3, 5's

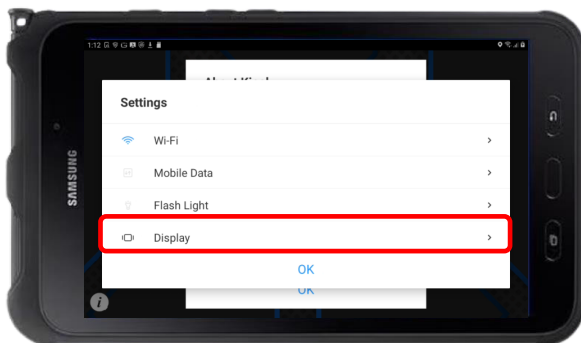
- 1** Tap the "i" icon at the bottom left.



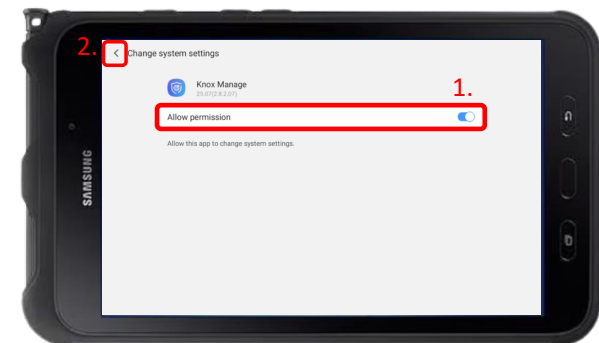
- 2** Tap **Settings**.



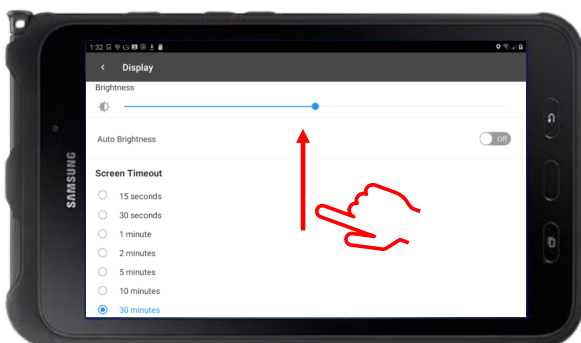
- 3** Tap **Display**.



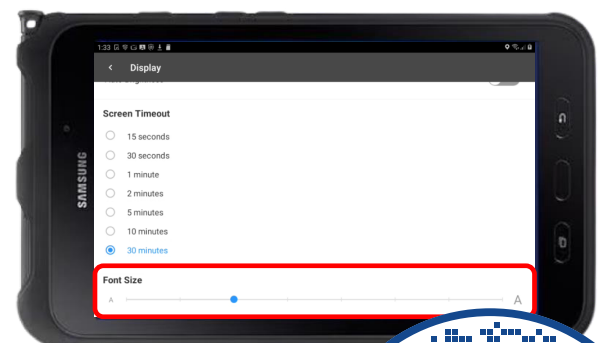
- 4** If prompted, **toggle switch** to allow permission, then tap back arrow.



- 5** **Swipe up** (scroll to the bottom).



- 6** Use **lever at the bottom** to adjust font size as needed (this will affect all apps, such as KT Mobile, Pointe, Geotab, etc.)



Document contains sensitive information - For internal use only

SCAN FLOWCODE
FOR MORE INFORMATION ON YOUR IN-CAB TECH

