




The Ultimate Driving Machine®

BMW CONNECTED DRIVE.
GET STARTED GUIDE.
REMOTE ENGINE START.





The Ultimate Driving Machine®



BMW REMOTE ENGINE START.

With BMW Remote Engine Start feature, you can precondition the interior of your BMW to a comfortable temperature. You can program this feature from anywhere all before starting your ultimate drive.

ACTIVATING BMW REMOTE ENGINE START.

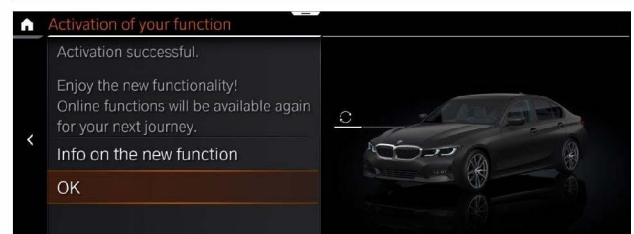
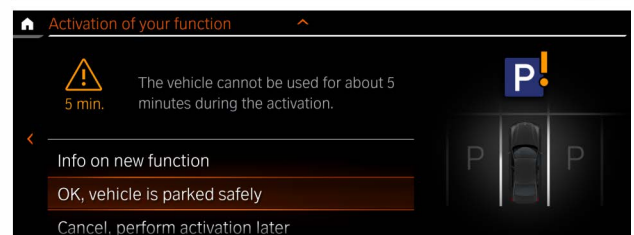
You can activate the function after the purchase from the ConnectedDrive Store using an over-the-air download .

Simply add Remote Engine Start to your shopping cart, enter or verify your payment details and confirm purchase.

Your BMW will need to download the software while you drive. Once available, you will receive an activation message on the vehicle display, with options to activate the feature now or postpone it to a later time.

Follow the step-by-step instructions on your vehicle display.

After confirming activation, your BMW will need approximately five minutes for installation. During this time, your BMW must be parked. Before beginning your next drive, you will receive confirmation of a successful installation.





USING BMW REMOTE ENGINE START.

In your vehicle, select "CAR", go to "Settings", and then select "Climate control".

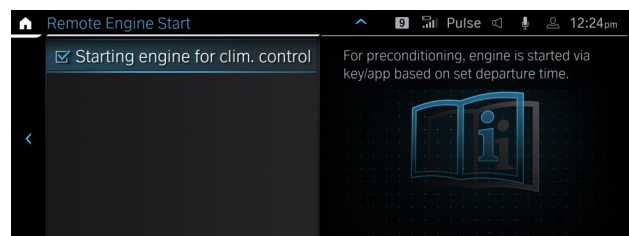
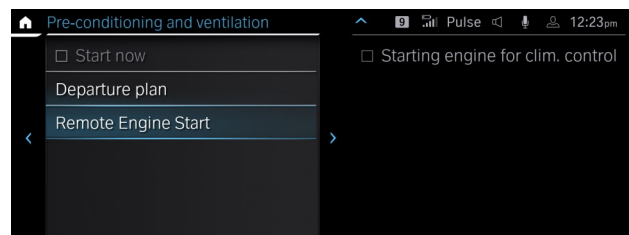
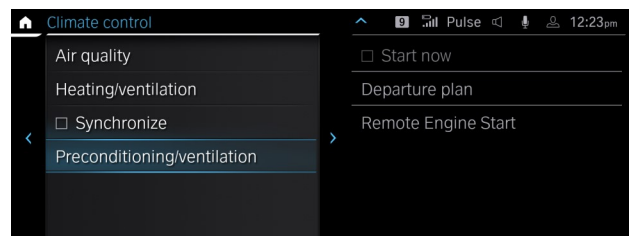
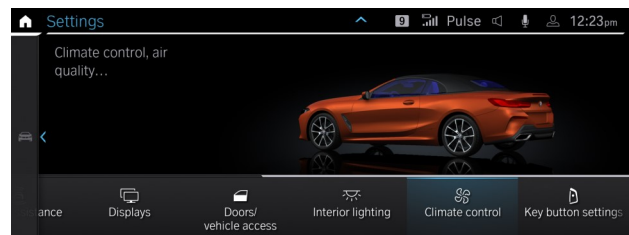
In the "Climate control menu", click "Preconditioning/ventilation", and select "Remote Engine Start".

Click "Starting engine for climate control".

Please read the legal disclaimer and then provide your confirmation by selecting "OK".

Ensure the checkbox is checked in order to enable the Remote Engine Start feature.

To set up a one-time or recurring time for Remote Engine Start, navigate to "Preconditioning/ventilation", select "Departure schedule", and then go to "Departure time" to configure your custom settings.

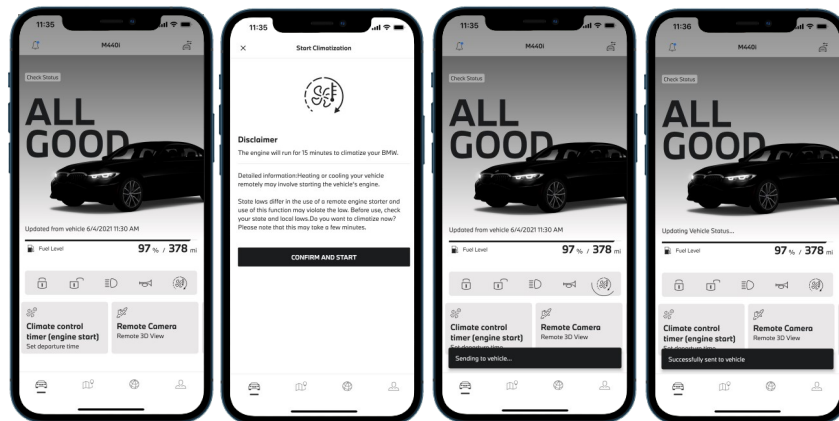




The Ultimate Driving Machine®



USING BMW REMOTE ENGINE START.



From your My BMW App, select the Start Climatization icon “” on the opening screen.

Please read the disclaimer and then provide your confirmation by selecting “CONFIRM AND START”.

Your request will then be sent to your vehicle. When completed, you will see “Successfully sent to vehicle” at the bottom of your My BMW app screen.

Alternatively, with your vehicle in range, you can point your BMW key fob and press the lock button (BMW Roundel) 3 times consecutively in order to activate BMW Remote Engine Start.

To schedule a one-time departure time climatization, select “Climate Control Timer” in your My BMW App. Please note: recurring climatization can only be set in the vehicle.

FREQUENTLY ASKED QUESTIONS.

1. What is Remote Engine Start?

With BMW Remote Engine Start feature, you can precondition the interior of your BMW to a comfortable temperature. You can program this feature from your home, or at the office all before starting your ultimate drive. This feature is easy to operate with the My BMW app, and the BMW key fob.

2. What are the requirements to be able to purchase BMW Remote Engine Start?

The Remote Engine Start feature is available for purchase on most model year 2019 and newer vehicles with an automatic transmission, a 4 or 6 cylinder internal combustion engine, and an active ConnectedDrive account linked to the vehicle. To confirm whether your vehicle is eligible, please visit the ConnectedDrive Store at www.bmwusa.com/MyBMWConnectedDrive.

3. I recently purchased Remote Engine Start, why is it not showing in BMW?

If you recently purchased Remote Engine Start, but it is not shown in your vehicle, this could be due to technical restrictions (e.g., low battery, low outside temperature, etc.) or you may need to complete several drives before the feature is shown. If you still have issues, please contact CustomerCare@bmwassist.com or call 1-888-333-6118.

4. Does my vehicle need to be in range in order to use Remote Engine Start with my key fob?

Yes, point your BMW key fob at your vehicle and press the lock button (BMW Roundel) 3 times consecutively in order to activate Remote Engine Start.

5. I've activated Remote Engine Start, however, I'm not ready to leave yet. What should I do?

Use the timer feature to select your desired departure time in order to get your BMW ready at a comfortable temperature before you leave. And if things are moving more slowly than planned? Not a problem, as the system shuts off automatically after 15 minutes. Remote Engine Start can also be stopped manually by using your My BMW app or BMW Key Fob.



Alternatively, you can activate the Remote Engine Start feature immediately with just one tap in the My BMW app and your BMW will adjust to a comfortable temperature in 15 minutes. Please note: as an eco-friendly feature Remote Engine Start will only start two times remotely before needing to start your engine from inside the vehicle.

6. Once purchased, will Remote Engine Start need to be renewed?

No, after purchase, you will have Remote Engine Start for as long as technically capable.