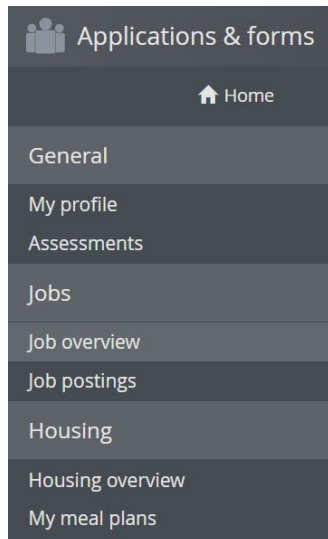


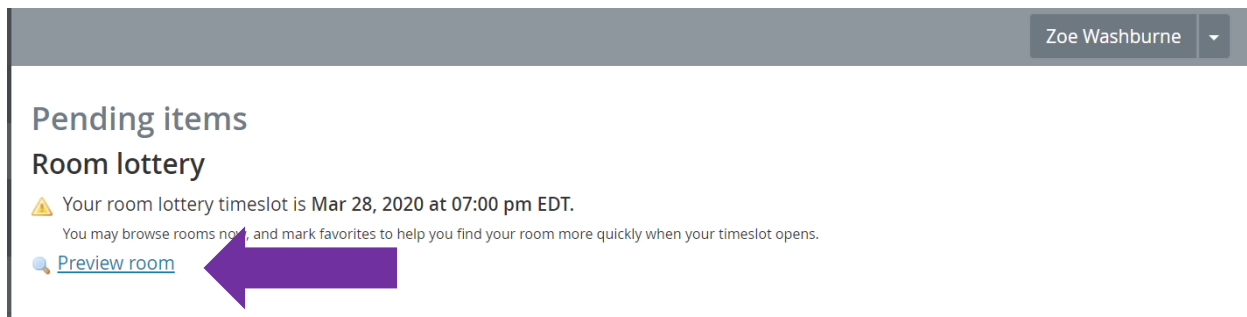
Setting Room Preferences in Advance of Selection





1. Login to the eRezLife platform and select Housing Overview in the navigation pane on the left.






2. You will notice your assigned Selection time is listed in bold. Prior to this time, you may preview rooms for selection.



3. You may search for specific rooms. Vacant rooms are indicated by the  icon, and rooms that are unavailable to you are indicated by the  icon.

Find your room

- Use the search filters on the left to find a room.
- Click on an available bed  to view its details and reserve it.
- Click the star  on the right to mark the room as a favorite.

Only show my favorites 

Search for rooms













Building
Cotterman Hall

Section
First Floor


gender on the fly
 room
 suite

Room Type
 Double
 Quad

22 rooms match your search

Room 110		
Room 111	 	
Room 112	 	
Room 113	 	
Room 114		

4. To make the room selection process easier, you can mark your favorite room(s) and view only those rooms during the Room Selection Process later.

Only show my favorites 














Search for rooms

Building
Building One

Section
First Floor

Has meal plan
 yes
 no
 either

Showing all 5 of your favourites

Building One Suite 100		
Room 100A	   	
Room 100A	   	
Room 100B	 	
Building Three Suite 100		
Room 100A		
Room 100B	