




## THINK. MODEL. LEARN. MATH CENTERS: GEOMETRY ACTIVITY GUIDE


### PRODUCT INCLUDES:



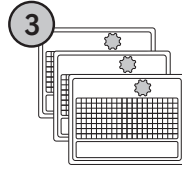
Activity Guide



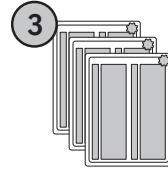
Storage Box




Instruction Tent



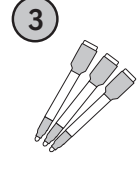
Activity Mats



Definition Mats



Cards



Dry Erase Markers



### PURPOSE:

Empower children to independently practice geometry! This center is standards aligned for grades 4-5 and geared for skill differentiation – it is double-sided for practice on two skill levels: geometry with shapes and geometry with concepts. Students build an understanding of geometry vocabulary as they work to give clues and guess terms. This hands-on, engaging center is sure to make skill-building fun as students think, model, and learn!



### SET UP:

Each activity mat will accommodate two students. Each definition mat also accommodates two students. Three activity mats and three definition mats are provided for up to six students total.

1. Choose the skill level the student will be working on and flip the mat to the appropriate side.
2. Provide a deck of cards and a dry erase marker with each pair of students.
3. Provide each pair of students with a definition mat to help describe the geometry vocabulary words to their partner.

We recommend explaining instructions to students before independent play. Place the tent where students can see it for instruction reminders and visuals during use.



### HOW TO USE:

#### Step 1:

Choose a card side to play. Decide who will describe the word and who will draw.

#### Step 2:

The person describing picks a card and gives clues about the word without using the off-limit words. Use the definition mat to help with vocabulary.

#### Step 3:

The person drawing draws a picture by following the clues and tries to guess the word. Work to complete as many as you can! Switch roles, shuffle the cards, and play again!

### FEATURES:



#### REUSABLE AND DURABLE

Reusable dry erase materials offer repeated practice.



#### SKILL DIFFERENTIATION

Double-sided for practice on two skill levels!



#### TAKE IT FURTHER

Take it further with additional free resources, reproducibles, and downloadable content.



#### DISPLAY AND STORAGE

Store materials vertically for a space saver. Book-shaped box fits shelves taller than 12".