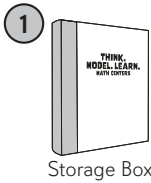


THINK. MODEL. LEARN.™ MATH CENTERS: MULTIPLICATION ACTIVITY GUIDE

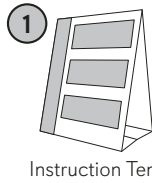
PRODUCT INCLUDES:



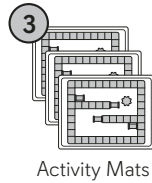
Activity Guide




Storage Box



Instruction Tent



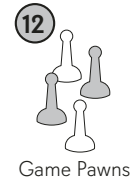
Activity Mats



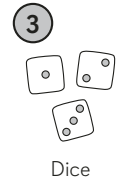
Student Activity Mats



Cards



Game Pawns



Dice



Dry Erase Markers



PURPOSE:

Empower children to independently practice multiplication! This center is standards aligned for grades 4-5 and geared for skill differentiation – it is double-sided for practice on two skill levels: two-digit multiplication and multi-digit multiplication. Students build an understanding of numbers as they draw cards, work through problems, and move around the activity mat. This hands-on, engaging center is sure to make skill-building fun as students think, model, and learn!



SET UP:

Each activity mat will accommodate two students. Three activity mats are provided for up to six students total. Each student is provided with a student activity mat to model their multiplication.

1. Choose the skill level the student will be working on and flip the mats to the appropriate side.
2. Provide each student with two of the same-colored pawns. Also provide each pair of students with one die and one deck of cards to share.
3. Provide a dry erase marker to each student.

We recommend explaining instructions to students before independent play. Place the tent where students can see it for instruction reminders and visuals during use.



HOW TO USE:

Step 1:

Each player: place both of your pawns on your matching color Start space. Roll a 1 or 6 to move your pawn to the gear space. If a player rolls a 1 or 6, roll again to move forward. Draw a card.

Step 2:

Multiply the number from your card to the number on your space using your student activity mat or follow the card's instructions. If you answer correctly, stay on the space. If your opponent's pawn is on that space, send them back to Start. If you answer incorrectly, move back one space.

Step 3:

Be the first to move both of your pawns to your End space. You must land exactly on End to win.

FEATURES:



REUSABLE AND DURABLE

Reusable dry erase materials offer repeated practice.



SKILL DIFFERENTIATION

Double-sided for practice on two skill levels!



TAKE IT FURTHER

Take it further with additional free resources, reproducibles, and downloadable content.



DISPLAY AND STORAGE

Store materials vertically for a space saver. Book-shaped box fits shelves taller than 12".