


THINK. MODEL. LEARN.™ MATH CENTERS: ADDITION ACTIVITY GUIDE

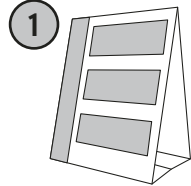
PRODUCT INCLUDES:



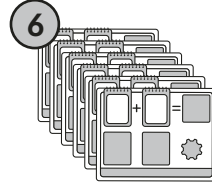
Activity Guide




Storage Box



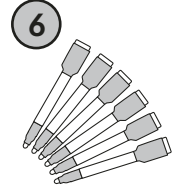
Instruction Tent



Activity Mats with Attached Cards



Gears



Dry Erase Markers



PURPOSE:

Empower children to independently practice addition! This center is standards aligned for grades K-1 and geared for skill differentiation – it is double-sided for practice on two skill levels: finding the sum and finding a missing addend. Students also build number recognition and number sense as they use the cards and model the amounts. This hands-on, engaging center is sure to make skill-building fun as students think, model, and learn!



SET UP:

Provide each student with a mat and dry erase marker. Each activity mat will accommodate one student. Six activity mats are provided. One side is to find the sum. The other side is to find the missing addend.

1. Choose the skill level the student will be working on and flip the mat to the appropriate side.
2. Provide a pack of 16 gears with each mat.

We recommend explaining instructions to students before independent play. Place the tent where students can see it for instruction reminders and visuals during use.



HOW TO USE:

- Step 1:** Flip both cards to make an addition problem on the mat.
- Step 2:** In the space under each card, place the correct amount of gears for the number.
- Step 3:** Use your model to find the missing number. Write your answer on the mat with a dry erase marker.

FEATURES:



REUSABLE AND DURABLE

Reusable dry erase materials offer repeated practice.



SKILL DIFFERENTIATION

Double-sided for practice on two skill levels!



TAKE IT FURTHER

Take it further with additional free resources, reproducibles, and downloadable content.



DISPLAY AND STORAGE

Store materials vertically for a space saver. Book-shaped box fits shelves taller than 12".