


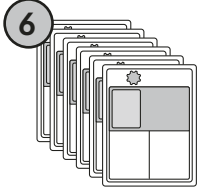






# THINK. MODEL. LEARN. MATH CENTERS: MORE AND LESS ACTIVITY GUIDE

## PRODUCT INCLUDES:

 <p>1 Activity Guide</p>	 <p>1 Storage Box</p>	 <p>1 Instruction Tent</p>	 <p>6 Activity Mats</p>	 <p>72 Cards</p>	 <p>180 Cubes</p>
---	--	---	---	---	--



### PURPOSE:

Empower children to independently practice understanding more and less! This center is standards aligned for grades PreK-TK and geared for skill differentiation – it is double-sided for practice on two skill levels: numbers 0-5 and 5-10. Students also build number sense and beginning comparisons as they draw number cards and model the amounts with one more and one less. This hands-on, engaging center is sure to make skill-building fun as students think, model, and learn!



### SET UP:

Each activity mat will accommodate one student. Six activity mats are provided for up to six students total.

1. Choose the skill level the student will be working on and flip the mat to the appropriate side.
2. Choose the card set that matches the border color of the mat for play and set it out for the student.
3. Provide up to 30 counting cubes per mat – you may choose to provide fewer if working on 0-5 side.

We recommend explaining instructions to students before independent play. Place the tent where students can see it for instruction reminders and visuals during use.



### HOW TO USE:

- Step 1:** Draw a card and place it on the Card space. Count the number of cubes shown on your card and build it in the Build It space.
- Step 2:** Count the number of cubes for one more and build it in the Build One More space.
- Step 3:** Count the number of cubes for one less and build it in the Build One Less space.

## FEATURES:



### REUSABLE AND DURABLE

Reusable dry erase materials offer repeated practice.



### SKILL DIFFERENTIATION

Double-sided for practice on two skill levels!



### TAKE IT FURTHER

Take it further with additional free resources, reproducibles, and downloadable content.



### DISPLAY AND STORAGE

Store materials vertically for a space saver. Book-shaped box fits shelves taller than 12".