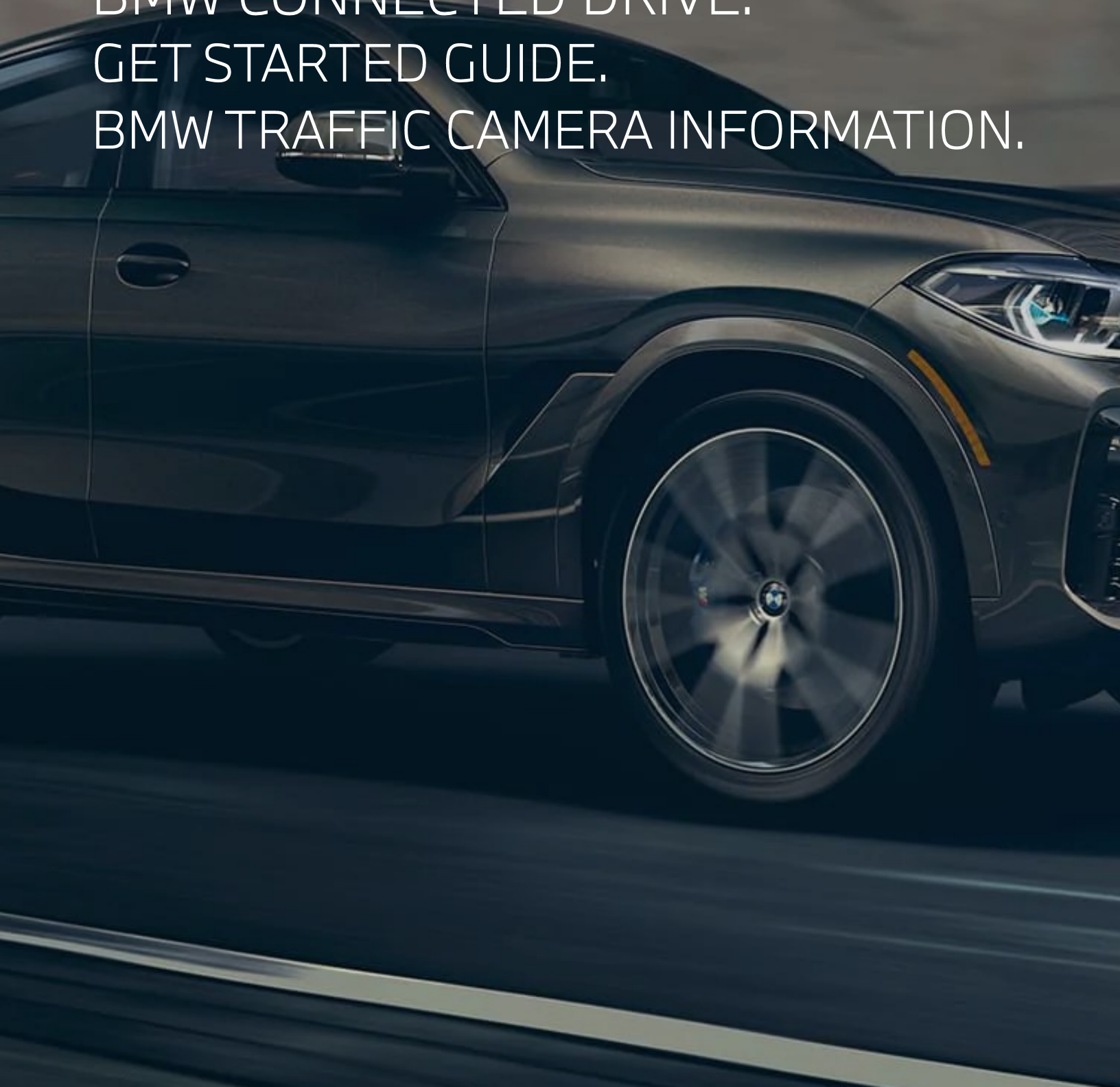




The Ultimate Driving Machine®

BMW CONNECTED DRIVE.
GET STARTED GUIDE.
BMW TRAFFIC CAMERA INFORMATION.





The Ultimate Driving Machine®

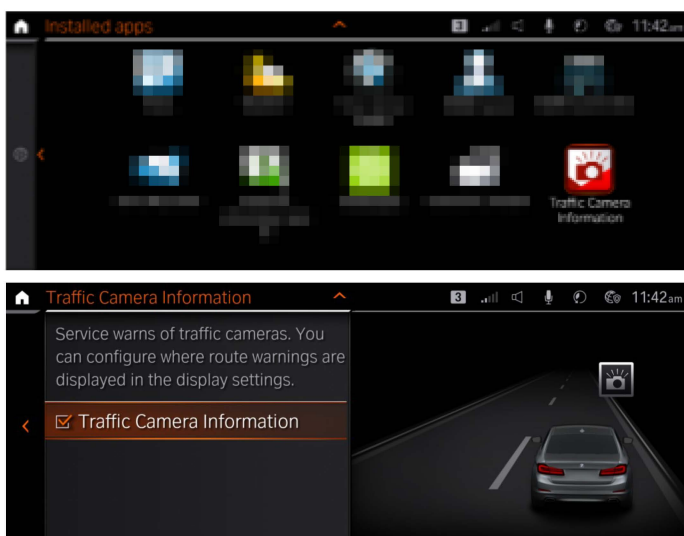


BMW TRAFFIC CAMERA INFORMATION.

Traffic Camera Information provides notifications to the customer about static and mobile Traffic cameras, such as speed cameras and red light cameras, so they can be confident when driving their BMW.

ACTIVATING BMW TRAFFIC CAMERA INFORMATION.

BMW Traffic Camera Information must be activated before using.



In the Main Menu of the iDrive, select “Apps”, followed by “Installed Apps”. Navigate to and select “Traffic Camera Information” in the App list.

By selecting the checked box on the following screen the functionality of BMW Traffic Camera Information can be activated or deactivated.

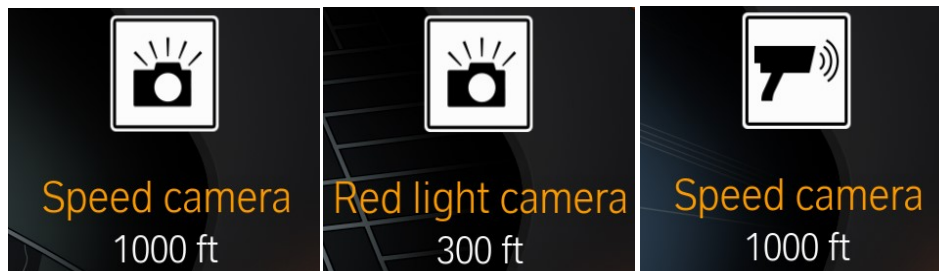


The Ultimate Driving Machine®



USING BMW TRAFFIC CAMERA INFORMATION.

When using BMW Traffic Camera Information, there are three useful display notification icons depending on the camera type.



Stationary Camera:

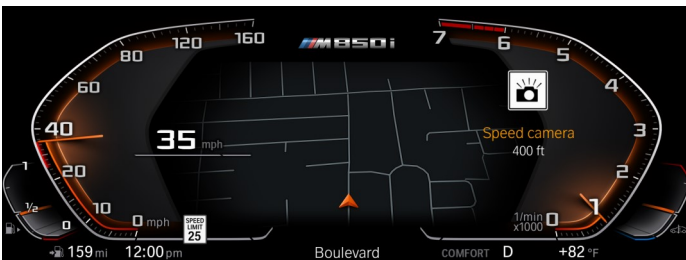
- Speed
- Red Light and Speed Combo

Stationary Camera:

- Red Light

Mobile Camera:

- Radar or Laser Gun



While driving and approaching a camera, the distance countdown information appears.

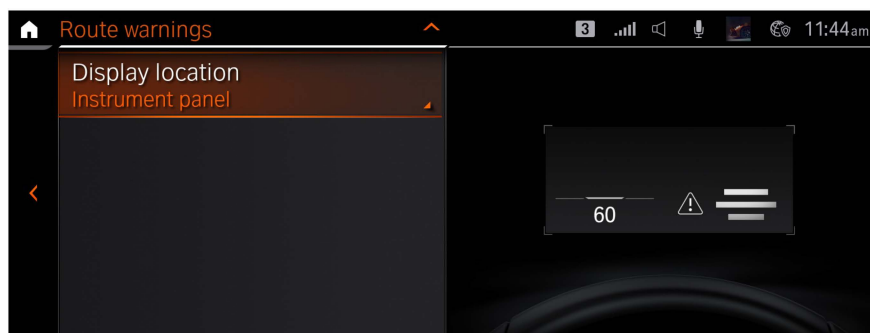
Once the camera has been passed, the countdown information will disappear.



The Ultimate Driving Machine®



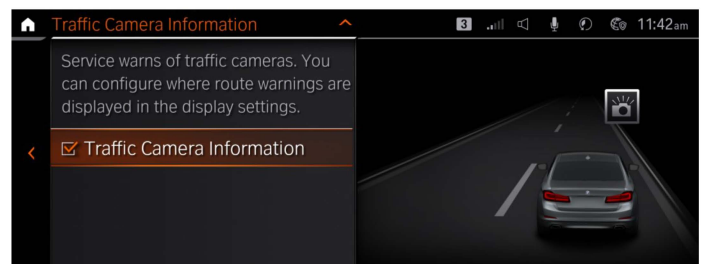
USING BMW TRAFFIC CAMERA INFORMATION.



The display of the traffic cameras can be changed in the display settings menu. The driver can select head-up display or instrument cluster.

Per default setting, the instrument cluster is set to "off" and the head-up display to "on".

This can be changed by selecting the "My Vehicle" menu followed by "Settings", "Display Settings". Select either "Heads-Up Display" or "Instrument panel". In both menus "Route Warnings" will appear, select the preferred display location.



This preference is also saved in each Driver Profile.

FREQUENTLY ASKED QUESTIONS.


1. What are the requirements for Traffic Camera Information?

Traffic Camera Information requires Live Cockpit Pro (6U3) and an active ConnectedDrive account linked to the vehicle. MY21 vehicles, produced 7/20 and later, will receive a 3 month trial. MY20 vehicles, produced between 7/19-7/20, can purchase a subscription to Traffic Camera Information.

To confirm whether your vehicle is compatible, log into www.bmwusa.com/MyBMWConnectedDrive. If compatible and active, Traffic Camera Information will be listed as one of your subscribed services.

2. Once purchased, will my subscription to Traffic Camera Information be automatically extended?

No, the users have to re-purchase the service on the ConnectedDrive store after the expiration.



3. Is there any functional difference between the trial version and the full version?

No, in terms of functionality, trial version and full version are the same.

4. Can I save my personal setting to Traffic Camera Information on my ConnectedDrive account?

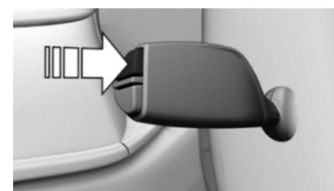
Yes, the personal settings to Traffic Camera Information are saved with user's ConnectedDrive account.

5. I purchased Traffic Camera Information, where can I find it in my iDrive?

Select "APPS" in the main menu and press the "OPTION" key in the iDrive controller. Then select "update services". Traffic Camera Information should then be downloaded and be visible in the list of installed APPS.

6. How can I use the infotainment list if Traffic Camera Information is displayed?

Press the BC button on the turn signal lever to allow the infotainment list to be used.



7. Will Traffic Camera Information collect or store my personal data ?

No personal data is stored or collected with this function.

8. Is Traffic Camera Information also available for my guest accounts?

Yes, the service is active by default on guest accounts.

9. Does Traffic Camera Information include every camera in the U.S. and can I report one?

No, since the data source of Traffic Camera Information is crowd-based, some missing or false reports are inevitable. However, we seek to minimize misinformation. The current service version does not allow users to report new or missing cameras directly through the vehicle. Instead, to report missing static cameras manually you can call via the ConnectedDrive hotline.

10. If there are multiple cameras in an intersection, will my BMW Traffic Camera Information display all of them in the display section?

Only the first camera will be shown, after passing the upcoming cameras will be displayed one at a time.

11. Can I also have the warning information in audio?

No, audio warning is not supported by this service.