

At Swift, we have deep roots in flatbed trucking. With over 50+ years of experience, we're able to provide expert solutions no matter how unique your needs are. From steel and other building materials to wheeled vehicles and machinery, we've seen it all and are prepared to deliver. We pride ourselves on the ability to run a dedicated fleet for any customer. We employ industry-leading technology and a fleet of experienced professional drivers to ensure your journey is seamless from start to delivery.



FLATBED TRAILER

Max Freight Weight:	46000 to 48000 lbs
Max Freight DMS	Length 42' Width 102" Height Not to Exceed 13'6" in the East and 14' in the West

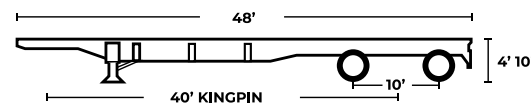
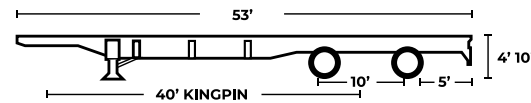


STEP DECK

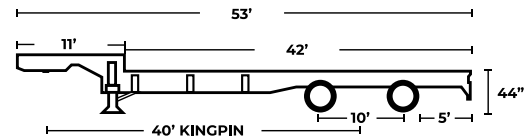
Max Freight Weight:	45000 - 48000 lbs
Max Freight Main Deck:	Length 42' Width 102" Height Not to Exceed 13'6" in the East and 14' in the West
Max Freight Front Deck:	Length 42' Width 102" Height Not to Exceed 13'6" in the East and 14' in the West

* Step Decks have removable drive on drive off ramps to accommodate for vehicle transport.

FLAT BED

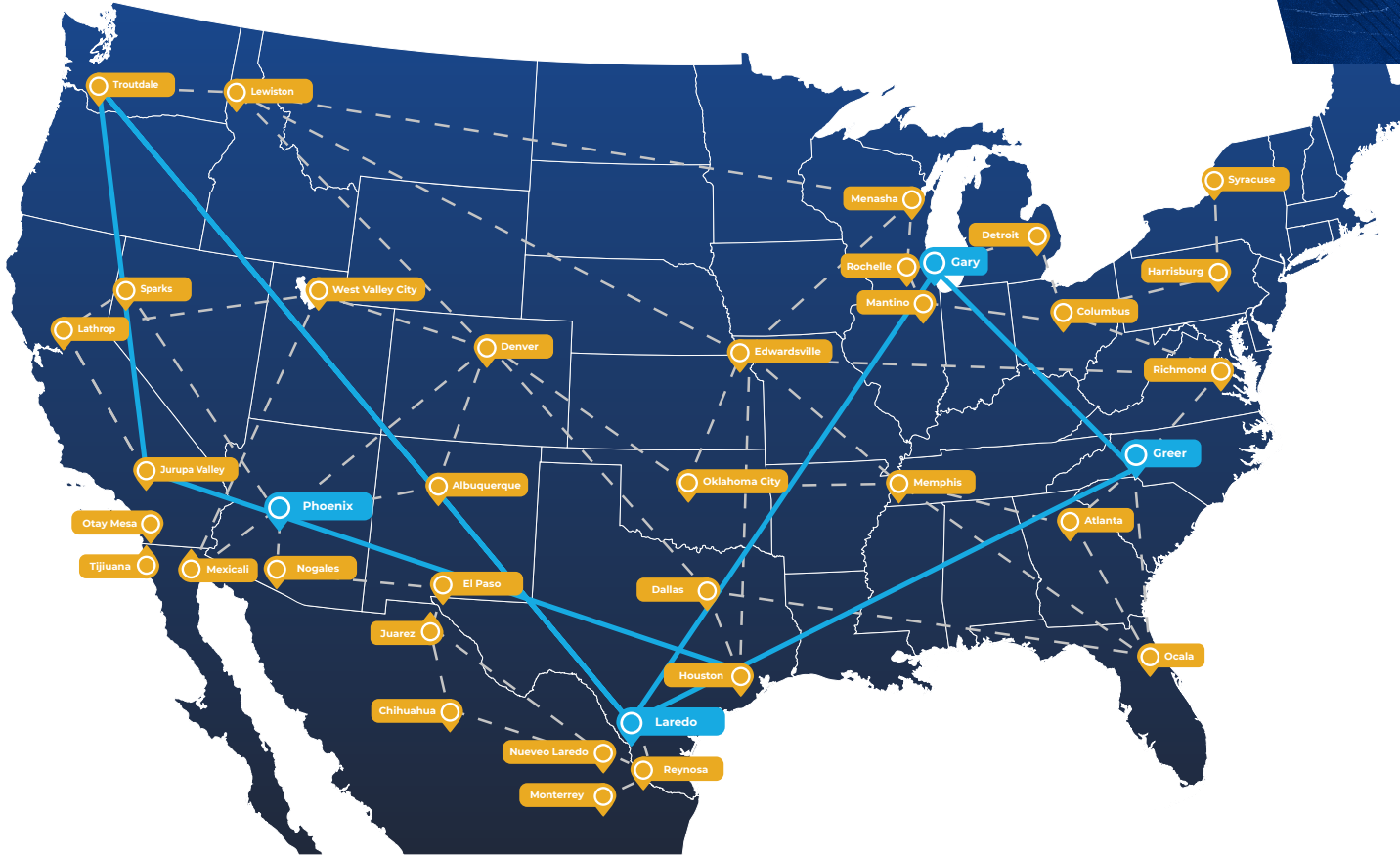


DROP DECK







SWIFT TRANSPORTATION FLATBED
 2200 SOUTH 75TH AVE
 PHOENIX, AZ 85043
 800-800-FLAT

WHY FLATBED



FLATBED CORE LANES

-  Flatbed Core Terminal
-  Terminal
-  Flatbed Network
-  Flatbed Core Lane

FLATBED EQUIPMENT

- Over 350 dedicated tractors
 - Over 850 trailers
 - 48' x 102" Flatbed Aluminum Trailers
 - 53' x 102" Flatbed Aluminum Trailers
 - 53' x 102" Air-Ride Drop Deck Trailers
 - 53' x 102" Air-Ride Drop Ramp Trailers
- * Extra weight and over dimensional load capabilities

FLATBED ACCESSORIES

- Full Drop Tarps
- Chains and Binders
- V-Boards
- 4" Nylon Straps
- Chain Protectors
- Dunnage/Chocks
- Side Kits
- Coil Packages

SERVICES

- FLATBEDS
- STEPDECKS
- AUTO HAUL TRAILERS
- DEDICATED
- TEAMS
- TRACKING
- TWIC
- C-TPAT
- FAST PAK

