




THINK. MODEL. LEARN.™ MATH CENTERS: MONEY ACTIVITY GUIDE


PRODUCT INCLUDES:



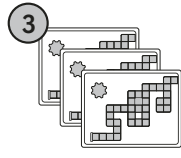
1 Activity Guide



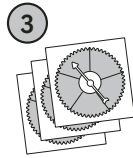
1 Storage Box




1 Instruction Tent



3 Activity Mats



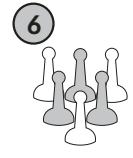
3 Spinners



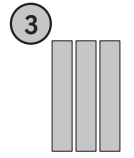
15 Bills



204 Coins



6 Game Pawns



3 Beam Manipulatives



PURPOSE:

Empower children to independently practice working with money! This center is standards aligned for grades 2-3 and geared for skill differentiation – it is double-sided for practice on two skill levels: money within 1 dollar and money within 5 dollars. Students build decision-making skills as they make their way around the mat. This hands-on, engaging center is sure to make skill-building fun as students think, model, and learn!



SET UP:

Each activity mat will accommodate two students. Three activity mats are provided for up to six students total.

1. Choose the skill level the students will be working on and flip the mat to the appropriate side.
2. Provide two pawns and one spinner with each mat. If the students are working within 5 dollars, then also provide a 5 pack of dollar bills with each mat.
3. Provide a pack of 34 coins to each student.

We recommend explaining instructions to students before independent play. Place the tent where students can see it for instruction reminders and visuals during use.



HOW TO USE:

Step 1:

Begin with your pawns on Start and the beam on the left side of the mat. Set the coins aside.

Step 2:

Work together, taking turns spinning the spinner, moving your pawn, and collecting money. If you land on the MOVE THE BEAM! space on the spinner, move the beam forward one column on the mat.

Step 3:

When one of the players first reaches the end, together you must have a combined total of the target amount, \$1 or \$5, for players to exit the game. Once both players have exited, the game is won. If the beam catches up to any player, the game restarts!

FEATURES:



REUSABLE AND DURABLE

Reusable dry erase materials offer repeated practice.



SKILL DIFFERENTIATION

Double-sided for practice on two skill levels!



TAKE IT FURTHER

Take it further with additional free resources, reproducibles, and downloadable content.



DISPLAY AND STORAGE

Store materials vertically for a space saver. Book-shaped box fits shelves taller than 12".