

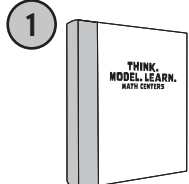


# THINK. MODEL. LEARN.™ MATH CENTERS: PATTERNS ACTIVITY GUIDE

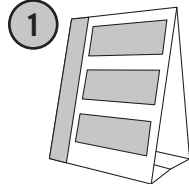
## PRODUCT INCLUDES:



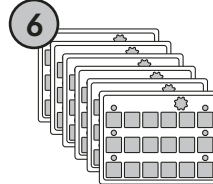
1 Activity Guide



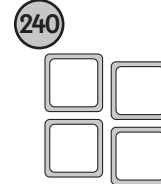
1 Storage Box




1 Instruction Tent



6 Activity Mats



240 Cards



108 Cubes



### PURPOSE:

Empower children to independently practice patterns! This center is standards aligned for grades PreK-TK and geared for skill differentiation – it is double-sided for practice on two skill levels: finishing patterns and creating patterns. Students also build pattern recognition and fine motor skill development as they model and try out hand movement and sound patterns alone or with a partner. This hands-on, engaging center is sure to make skill-building fun as students think, model, and learn!



### SET UP:

Each activity mat will accommodate one student. Six activity mats are provided for up to six students total.

1. Choose the skill level the student will be working on and flip the mat to the appropriate side.
2. Provide 10 x of each card (total of 40 cards) with each mat. Depending on the child's experience with patterns, you may start with as few as two types of cards (20 cards), letting them work their way up. To take the learning even further, have students pattern out the movements with their hands for each card type: Pat, Pound, Poke, Pinch. For extra fun, you can add sounds by completing the movements on a table or desk.
3. Cubes are also included for students to create their own patterns. Provide 18 cubes for each mat.

We recommend explaining instructions to students before independent play. Place the tent where students can see it for instruction reminders and visuals during use.



### HOW TO USE:

- Step 1:** Look at or start a pattern on your mat using the cards or cubes.
- Step 2:** Use the cards or cubes to finish the pattern.
- Step 3:** After you have finished the pattern with the cards, use your hands to show the pattern.

## FEATURES:



### REUSABLE AND DURABLE

Reusable dry erase materials offer repeated practice.



### SKILL DIFFERENTIATION

Double-sided for practice on two skill levels!



### TAKE IT FURTHER

Take it further with additional free resources, reproducibles, and downloadable content.



### DISPLAY AND STORAGE

Store materials vertically for a space saver. Book-shaped box fits shelves taller than 12".